

REVIEW LESSON

May the God of hope fill you
with all joy and peace as you
trust in him, so that you may
overflow with hope by the
power of the Holy Spirit.

Romans 15:13

FAITH FINDERS

We find our faith
when love lives
inside us.

Romans 15:13
1 Peter 1:7-9

SESSION SUPPLIES

- ★ Bibles
- ★ drinking straws in paper wrappers
- ★ a bowl of water
- ★ knee-high hose, safety pins, fiberfill stuffing, and rubber bands
- ★ elastic string and markers
- ★ shimmery fabric and scissors
- ★ chenille wires and plastic jewels
- ★ tacky craft glue and a stapler
- ★ rice cakes and peanut butter
- ★ jelly or jam and bananas
- ★ plastic knives and napkins
- ★ photocopies of the Scripture strips (page 127)

MIGHTY MEMORY VERSE

This is a review lesson of all four previous verses: Proverbs 30:5; Proverbs 3:5, 6; 1 Timothy 4:10; and 1 Corinthians 3:16.

SESSION OBJECTIVES

During this session, children will

- ★ realize that we find faith in many places
- ★ understand that faith demonstrates trust and love
- ★ discover that faith is ever-growing
- ★ express thanks to God for helping us find our faith

BIBLE BACKGROUND

97... 98... 99... 100! Ready or not, here I come!

Finding faith can be a lot like playing Hide-and-Seek. We look toward family and friends to find faith but are often disappointed. We search for faith under stacks of Bible notes and sermon quotes and are all too often dismayed when we come up empty-hearted. Or perhaps we think faith lies in the act of merely attending worship each week. So what happens when we discover our faith is lacking, not strong enough to sustain us, and too small to pass along to others? We look in a new direction! God has set before our hearts four powerful places to find our faith: in the Bible, in God himself, in Jesus, and in the Holy Spirit! When we look toward our heavenly power team, we find faith, hope, and enough love to travel around the world and back many times! In fact, finding our faith is simple—when we know where to look!

Young children have a tough enough time understanding what faith is and when they need it without searching in the hidden corners of vague lessons and adult references to faith. The lessons in this book help children to recognize where their faith lies and how to use their faith to rely on God and his Word, Jesus, and the Holy Spirit each day of their lives—and then to joyfully spread their faith to others as it continues to grow and strengthen!

POWER FOCUS

Before class, collect drinking straws in paper wrappers. You can find these straws at most fast-food restaurants. Be sure to have one straw for each child plus several extras. You'll want to practice making "caterpillars" before class. To make a wiggly caterpillar, simply tear the top of the drinking-straw paper and scrunch the wrapper tightly down to the bottom of the straw, then pull the wrapper free of the drinking straw. Place the scrunched paper wrapper on a table, then dip your finger in water. Gently let water drops fall on the paper wrapper and it will "grow, wriggle, and wiggle" like a caterpillar spinning a cocoon! Kids will love this cool trick!

As kids arrive, hand each child a drinking straw in a paper wrapper. Ask:

- ★ **What are things that grow and change?** (Suggestions might include babies, flowers, attitudes, clouds, and trees.)
- ★ **Why do you think change is important?**
- ★ **What would it be like if people never changed or improved?**

Say: **Change can be wonderful, but only when we change the right things! Even caterpillars know that change is good. To show you what I mean, let's make paper caterpillars, then we'll see how they change.**

Show kids how to scrunch down the wrappers on their drinking straws. When the papers are scrunched, demonstrate how to daub water on the wrappers and watch them change and grow. Ask:

- ★ **How did our funny pretend caterpillars change?**
- ★ **What do real caterpillars change into?**
- ★ **When we have growing faith in our lives, how do we change?**

Say: **Caterpillars grow and change into butterflies that do so much more than just wiggle around! Butterflies flutter and fly and help flowers grow and change by carrying pollen to them on their tiny feet.**

- ★ **How is this like the way we grow and change in our faith and then help others grow and change?**

Lesson 13

Say: **We can think of the way our faith begins and grows like the way a caterpillar grows and changes into a beautiful butterfly. When we first know God, Jesus, and the Holy Spirit, our faith is small—almost like a caterpillar. So let's make a different kind of caterpillar now.**

We'll use these caterpillars throughout this lesson and watch them go through some exciting changes as we review what we've learned about finding our faith during the past several weeks!

Hand each child a knee-high hose and a rubber band. Invite kids to stuff the hosiery half full with fiberfill, then twist the rubber bands around the middle of the hosiery (where the stuffing stops), then snip off the extra hose. Finally, use markers to write kids' names on their "cocoon." These plump brown cocoons are now ready to go through the lesson and be changed into beautiful butterflies!

Say: **You can name your plump little cocoons if you'd like. You'll be in charge of keeping your cocoon with you during the lesson! Now, let's play a great game to review what we've learned about the places to find our faith.**

POWER POINTERS

Help kids compile a list of Bible verses containing the word "faith." Photocopy the verses, then have kids staple them inside wall-paper book covers to read when they need a powerful faith-booster!

THE MIGHTY MESSAGE

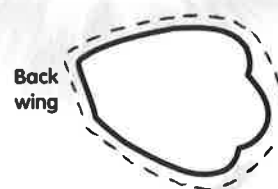
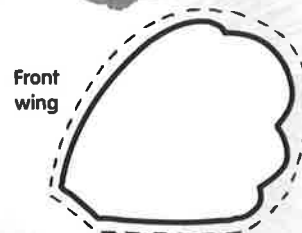
Before class, cut shimmery wings for the butterflies. Purchase a half yard each of two colors of shimmery, satiny fabric. (Silver and gold are wonderful, but any colors will work well!) Using the patterns in the margin of page 119 as guides, cut two large front wings and two smaller back wings for each child.

Have kids form pairs and stand opposite each other and about five feet away. Kids will be tossing their cocoons back and forth as they answer review questions.

Say: **During the past few weeks, we've discovered that we can find our faith in the Bible, in God, in Jesus, and in the Holy Spirit. Let's review some of the important things we've learned. I'll ask a question, and if either you or your partner think you know the right answer, toss your cocoon to your partner, and he'll toss his to you. Then I'll call on someone to say the answer aloud. If you're correct, you and your partner will each receive a wing for your soon-to-be butterflies! Ready? Here's the first question!**

Ask the following questions and call on children who have tossed their cocoons and are ready to answer. If a pair has answered questions and has all four wings, let them help another pair who may be a bit behind.

- ★ **The Bible contains whose word?** (The Bible is God's Word.)
- ★ **What does the Bible do for us?** (The Bible teaches us how to obey God, gives us the truth, teaches us what God says, tells us how to have stronger faith, and other similar answers.)
- ★ **God's Word is like a what for those who take refuge in God?** (God's Word is like a shield, Proverbs 30:5.)
- ★ **What does God always keep?** (God always keep his promises or his word.)
- ★ **True or false? Trusting God helps our faith grow stronger.** (True. Trusting God also helps solve our troubles, overcome our worries, and obey God, too.)
- ★ **What does prayer show God?** (Prayer shows God we trust him, love him, and have faith in him.)
- ★ **True or false? Jesus promised he would always be with us.** (True. Jesus is with us always.)
- ★ **Who must we choose to follow every day?** (We must choose to follow Jesus.)
- ★ **Through Jesus' forgiveness we have salvation. What is salvation?** (Salvation means we're saved from sin and eternal punishment and can live with God forever.)
- ★ **Who is in the Trinity?** (The Trinity is made up of God, Jesus, and the Holy Spirit.)
- ★ **True or false? The Holy Spirit is our friend and Counselor?** (True.)
- ★ **Who helps us accomplish great things for God?** (We can do great things through the Holy Spirit.)
- ★ **What's another name for the Holy Spirit?** (Spirit of God, Spirit of truth, friend, helper, Counselor)
- ★ **Through the Holy Spirit, we can spread what to others?** (We can spread hope, love, faith, the good news about Jesus, and similar answers.)



If all the kids don't have both sets of their wings, present them now and congratulate everyone on a fine review. Then help kids staple or glue the wings on their butterflies. Position the larger wings toward the front of the butterflies and the smaller wings toward the back.

Say: **You did such a great job in our review game! I can really tell your faith is growing, and so is your learning. Wow! See how your butterflies**

Lesson 13

are changing? But they're not done yet. Just as our faith is in a constant state of growth and getting better, so are your butterflies!

Finding our faith isn't always easy, but it's worth it! Listen to what the Bible says about holding on to your faith and having it grow stronger. Read aloud 1 Peter 1:7-9, then ask:

★ **Why is strong faith worth trying for?**

★ **Who can help our faith grow?** (Lead kids to name the Bible, God, Jesus, and the Holy Spirit.)

Say: **I'm so proud of you, and I know your faith will continue to grow and get stronger every day. When we have God's Word, God, Jesus, and the Holy Spirit helping us, how can we lose?** Read aloud 2 Corinthians 7:4, then say: **Now let's help spread more joy of the Spirit by preparing fun snacks to celebrate finding our faith!**

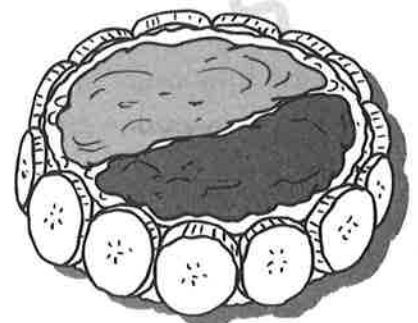
THE MESSAGE IN MOTION

Set out the bananas, jelly or jam, peanut butter, rice cakes, napkins, and plastic knives. Have kids wash their hands before preparing the snacks.

Show kids how to make an Around the World Crispy Bar by spreading peanut butter on one half of a rice cake and jelly or jam on the other half. Peel and slice the bananas, then place slices around the outside edge of the rice cake. Have kids each prepare a crispy bar and place it on a napkin.

Before you nibble the treats, say: **If we just put a bit of peanut butter and a little jam on a rice cake, it would be nice. But when we spread the good stuff around, it's even better! That's how it is with our faith. When we find our faith, that's wonderful. But when we spread our faith, love, kindness, and help to others, it's even better! Jesus wants us to spread our faith around the world with the help of the Holy Spirit! Let's say a prayer thanking the Lord for our faith and asking for his help in growing more faith and spreading it to others.**

Pray: **Dear Lord, thank you for your love and for your Word that helps us find faith in all you say and do. And thank you for sending Jesus to love and forgive us so our faith is even deeper. Finally, Lord, thank you for giving us the Holy Spirit to help us spread our faith and the good news about Jesus to others around the world. Amen.**



As kids nibble their Around the World Crispy Bars, chat about what our lives would be like if we had no faith, hope, or love in them.

When the treats are eaten and the napkins tossed in the trash, say: **Let's add antennas to your butterflies to show another growing change in them.** Hand each child a chenille wire, then demonstrate how to wrap the wires up from the butterflies' "chins" and twist the wires on top of the insects' heads to make antennas.

Say: **Just as your butterflies are changing and growing, our faith changes and grows. Now let's repeat our Mighty Memory Verses from the past several weeks and review why each is important in finding our faith. Keep hold of your butterflies because now you'll be collecting beautiful jewels to decorate the wings!**

SUPER SCRIPTURE

Before class, photocopy the pages for the Scripture strips. You'll need all the strips for the Mighty Memory Verses, one copy for each child. Don't cut the verses apart, but if you have young kids in class, highlight the Mighty Memory Verses you've worked on. Older kids will be using all the verses.

Have kids sit in a circle and hand each child a set of the Scripture strips. Explain that in this challenge game, kids will have a chance to challenge someone in the circle. When the challenger chooses a person, she will read the first three words from any of the Mighty Memory Verses (or the extra challenge verse for older kids). The person who was challenged is to repeat the verse and reference (without looking at the Scripture strips!). If she needs help, she can call two times on others for their help. When the child who was challenged has repeated the verse, she collects two plastic jewels and then challenges another player. Continue until everyone has been challenged and been a challenger at least three times.

When kids each have six jewels, glue them to the wings of the butterflies. Then say: **These pudgy cocoons have really changed! They've turned into beautiful butterflies. When our faith continues to strengthen and grow, it becomes a beautiful thing, too! And, oh, how God smiles! Let's close with several songs we've learned over the past few weeks as a way to thank and praise God for providing so many awesome ways to find our faith! We'll use our butterflies to help.**



A POWERFUL PROMISE

Before class, you may wish to write the words to the songs below on newsprint and tape them where kids can see them. You'll also need to cut a 12-inch piece of elastic string for each child. (Regular string will work but not have the bounce!) Be sure you have a safety pin for each child.

Hand each child a safety pin and piece of elastic string. Tell kids to tie one end of the string onto the safety pin, then attach the pin to the center of the butterflies' backs to make them bounce, swing, and sway.

Sing the Holy Spirit song to the tune of "Jesus Loves Me." Have children gently lift their butterflies up and down in time to the tune.

*Jesus sent a friend to me
To live inside my heart, you see.
He's my friend and counselor;
He's so very wonderful!*

*God's Holy Spirit—
God's Holy Spirit—
God's Holy Spirit—
He lives inside my heart!*

Say: **That was beautiful. When Jesus touches us through the Holy Spirit, we do become changed and so beautiful because we're filled with faith, love, and kindness. And that makes us—and the Lord—happy! Let's finish with a lively song to show how happy we are! You can even gently swing the butterflies over your heads in helicopter fashion as you make them fly for joy! Sing Count On God! to the tune of "This Old Man."**

*Count on God and his Word—
It's the best thing we have heard!
Scripture helps us live right every day—
Know God's truth, and then obey!*

*3, 4 ... Please use it more!
5, 6 ... Make Scripture stick!
7, 8 ... It's not too late!
9, 10 ... There's power when
WE COUNT ON GOD!*

Chorus:

1, 2 ... God's Word is true!


End with a prayer asking for the Holy Spirit's help in continuing to find and grow our faith throughout all our lives. Close with a corporate "amen." Then read aloud Romans 15:13, and end with this responsive good-bye:

Leader: **May faith always grow in you!**


Children: **And also in you!**

Thank children for coming and remind them to take home their Scripture strip review pages and butterflies. Challenge kids to review the verses often. Give young kids an extra challenge to see if they can learn the "big kids' verses," too!

BIBLE AND MIGHTY MEMORY VERSE ICONS



FISH BOX



BANK ON IT!

The oldest man
lived to be 969
years old.

An old woman
gave birth to a
baby.

A donkey
talked to a
person.

A giant walked
the earth.

The sun stopped
in the sky.

Someone walked
on water.

Rocks burned.

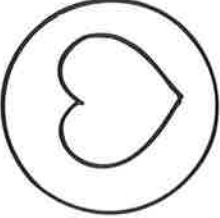







The sea split
in two.









DUO DIRECTIONS

Complete these directions with a partner.


- * Write your first names here: _____
- * Find someone who has a summer birthday.
Write that person's name here: _____
- * Jump in the air, clap twice, then draw a happy face.
- * Give someone high-fives, then draw a heart.
- * List your favorite colors: _____
- * Tiptoe backwards across the room, then write your ages
backward on this line: _____
- * Clap five times, twirl around, then sit down.

PROMISE BINGO CARDS

		Jesus		Abraham
	FREE SPACE			Mary
		Noah		Moses

		Jesus		Abraham
	FREE SPACE			Mary
		Noah		Moses

JESUS PATTERN



SCRIPTURE STRIPS

Every word of God is flawless; he is a shield to those who take refuge in him. *Proverbs 30:5*

I have hidden your word in my heart that I might not sin against you. *Psalms 119:11*

Trust in the Lord with all your heart and lean not on your own understanding; in all your ways acknowledge him, and he will make your paths straight. *Proverbs 3:5, 6*

To you, O Lord, I lift up my soul; in you I trust, O my God. *Psalms 25:1, 2*

We have put our hope in the living God, who is the Savior of all men, and especially of those who believe. *1 Timothy 4:10*

Choose for yourselves this day whom you will serve. . . . But as for me and my household, we will serve the Lord. *Joshua 24:15*

Don't you know that you yourselves are God's temple and that God's Spirit lives in you? *1 Corinthians 3:16*

But when he, the Spirit of truth, comes, he will guide you into all truth. *John 16:13a*